

Parent Bulletin for: December 3, 2009

SCHOOL LUNCH PROGRAM NEWS

We have received word from our food service vendor that, due to the low number of lunches being delivered to our school, they will no longer be able to provide services for us as of January 2010. We are in the process of looking for another provider and have contacted the School Town of Highland to see if they would be able to provide satellite lunches for our students. Until we are able to make arrangements with another lunch provider, students will have to bring bag lunches beginning on January 4, 2010, when we return to school after the Christmas break. We hope to be able to have a program in place before the end of this school year.

PARENT SOCIAL – COME AND MEET OTHER OLG PARENTS!

Please join us for an “adults-only” Parent Social in the spirit of Christmas on Friday, December 4 from 7:00 PM–10:00 PM. Please help us make the night perfect by bringing your gift of an appetizer, dessert, soda or adult spirit. Please RSVP to Patti Ernst via Fast Direct or by calling 865-9629 by November 29 and let her know if you can attend and what gift you will be bringing to share with others.

REMINDER - THURSDAY, DECEMBER 3 IS OLG FAMILY NIGHTS AT WENDY'S!

Take some time out for the family and support a great and easy fundraiser for our school. Dine in or drive- thru at the Wendy's in Highland (9703 KENNEDY AVENUE intersection of Kennedy and 45th) between the hours of 4:00 PM-8:00 PM and Wendy's will donate 15% of ALL sales to our school. Thanks for your support.

OLG/TERRACYCLE IS ALSO COLLECTING THE FOLLOWING

OLG is now collecting Scotts paper towel and toilet paper plastic wrappers, Elmer's glue sticks and glue bottles. Any questions contact Michelle Elo via FastDirect. Thank you for your support.

ONE CLICK IS WORTH \$500.00

BP Amoco is willing to donate 500.00 to Our Lady of Grace School for each request made by an employee! All it takes is for any BP Amoco employee to go to the company website, select the “Fabric of America Fund” section and click on “Submit a Request”. This is a grant, NOT a matching fund. You do not need to donate any money. This grant is made at the request of the employee. IF you have not yet participated or know a BP employee, please consider using this process to secure BP funding for Our Lady of Grace School.



OLG CHRISTMAS PROGRAM - THURSDAY, DECEMBER 10, 2009



The Christmas Program for Our Lady of Grace School begins at 7:00 PM in church. Students should arrive in their classrooms no earlier than 6:45 PM. Parents need to take the students' coats with them to the program.

FEAST OF IMMACULATE CONCEPTION - HOLY DAY OF OBLIGATION

Tuesday, December 8, 2009 is the Feast of Immaculate Conception ... Holy Day of Obligation. Mass will be at 9:00 AM. Students are reminded to bring their stewardship envelopes.

RECYCLE AND HELP O.L.G. EARN EXTRA CASH!!!

O.L.G. and TerraCycle Company are joining forces to help us purchase additional items that our school needs. We need your help!! TerraCycle recycles the following products:

Capri Sun &
Honest Kids Pouches

Stonyfield Farm
Yogurt

Nabisco Cookie
Wrappers

Mars/Wrigley
Product Wrappers

Elmer's Glue
Sticks & Bottles

Frito Lay
Chip Bags

Ritz Toasted
Chip Bags

Aveeno
Products

Energy Bar
Wrappers

Bear Naked
Food Products

Huggies Diaper
Packages

Malt-O-Meal
Products

Kashi Products

Scotch Tape
Container
& Inner Roll

Scotts
Packaging

PLEASE DROP OFF ALL ITEMS IN A CLOSED BAG.

Items can be dropped off in the school cafeteria (near the kitchen) in the container labeled 'Trash For Cash'. Families that drop off 50 items or more (at one time) will receive a N.U.T., so make sure your child's name is on the bag.

For questions/comments please email Michelle Elo via fast direct.

Thank you for your help!



Home & School

CONNECTION®

Working Together for School Success

December 2009

Our Lady Of Grace School
Ms. Marilyn Tomko, Principal



SHORT NOTES

Learn spelling words

When your child gets her weekly spelling list, suggest that she design “logos” for each word. Maybe she’ll make polka-dotted bubble letters or write in fancy cursive. During quizzes, she can picture her creations to remember how the words are spelled. *Tip:* To give her ideas, point out product names on packages.

Tell the truth

Show your youngster that being truthful matters—even in situations where no one would know the difference. For example, if you leave a store without noticing an item at the bottom of your cart, let your child see you return to pay for it. Explain that being honest is the right thing to do and it makes you feel good.

Snow plans

Does your family have a plan for early school dismissals? When the forecast calls for snow or another weather emergency, check the radio, TV, or Internet throughout the day. That way, you’ll know to pick up your child or meet her bus. Choose a backup person (neighbor, relative) who will help if you can’t leave work.


Worth quoting

“The beautiful thing about learning is that no one can take it away from you.” *B. B. King*

JUST FOR FUN

Q: How do you fit four elephants in a car?

A: Two in the front, two in the back.



Family fun on a budget

How much does it cost to entertain your family? With a little planning, you can have fun together—and build in some learning—for almost nothing. Here are three ideas.

Go on outings

Help your youngster look in the newspaper or on your town’s Web site. Together, read about free or low-cost family activities (parades, high school plays, kids-eat-free nights at restaurants). Encourage your child to print or cut out her favorites and post them on the refrigerator. She can highlight ones you plan to attend.

Join with friends

Start a ritual with another family that has children around the same age as yours. You might have make-your-own-pizza parties on Friday evenings. Ask your youngster to look in a cookbook for a recipe and help read the directions and gather the ingredients. Also, consider



swapping books, games, and DVDs so you can enjoy new entertainment for free.


Try new hobbies

Find an activity everyone likes, and look for budget-friendly ways to do it. Try scrapbooking, for example. Use construction paper and leftover wrapping paper for borders and backgrounds, and let each family member fill a few pages with photos. Have your child add captions. Or call your parks and recreation department to learn about nearby hiking trails. Wear sneakers, pack lunches, and enjoy free workouts together.♥

Think hard

Sharpen your youngster’s thinking skills by encouraging him to think about everyday objects in different ways. Try questions like these:

- “Which household items would work just as well upside down?” *Ideas:* mirror, drinking straw. Your child will need to consider different objects, think about how they are used, and imagine them turned upside down.
- “How else could we use this?” Pick out some things around the house and challenge your youngster to find new ways to use them. He can think about their size, shape, and weight, and what they’re made of. For instance, a stapler might serve as a paperweight, or a pillowcase could be used to store small toys.♥



Story starters

Plant an idea in your child's mind, and a story can bloom. Share these tips when he has a writing assignment for school.

Follow the alphabet. Suggest that your youngster write each sentence of his tale so that it begins with a different letter of the alphabet. He can write the letters down the left side of a page and then fill in the lines. *Examples:* An ant went to a picnic. "Boy, am I hungry!" it said. Or he could think of words starting with each letter and write a story that uses all 26—in any order.



Conduct an interview. An interesting conversation can provide story ideas. Your child might ask a grandparent about his most prized possession or find out how his music teacher chose her job. Then, he can create characters and make up a story based on his interview.

Start in the middle.

Have your youngster think of an event in his life (camping trip) and tell you about it.

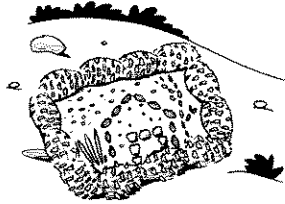
Encourage him to pick an unusual or exciting part (a downpour in the middle of the night) and begin his story there. He'll see that starting in the middle can be more interesting than simply telling the story from beginning to end.♥

ACTIVITY CORNER Feed the birds

Have your youngster make an unusual birdfeeder this winter. She'll help her feathered friends—and get a chance to observe them coming and going.

Materials: birdseed or corn kernels, sunflower seeds, nuts

Go outside to help your child collect natural items on the ground (twigs, leaves, evergreen needles.) *Note:* Remind her not to pick anything that is still growing.



Then, have her use a stick to draw a picture, such as a bird, house, or snowman, in the dirt or snow. Let her "color in" her design by filling it with the birdseed or nuts and seeds. Finally, your youngster can decorate the picture with the items she gathered—the colors will attract birds.


Together, check back frequently to see birds feasting on her artwork. Suggest that she sketch the birds she sees and notice which food disappears first.♥

Q & A My chores

Q: My daughter won't do her chores unless I remind her over and over. How can I get her to do them without nagging her?

A: If you make your child responsible for her own chores, she'll feel more grown up and will be more likely to accomplish them. Here are two suggestions. First, you could have her create her own chore kits. She might put window cleaner and paper towels in a plastic container, or furniture polish and a cloth in a bucket. In the mornings, set out the kit for each chore she needs to do. As she completes a job, she can put its kit away.

Another idea is to snap a photo of your youngster as she does each chore (putting away silverware, hanging up clothes). Keep the pictures in a small bag. Each morning, lay the photos of that day's chores on the kitchen table. When she finishes a chore, she can put the picture back in the bag.♥



PARENT TO PARENT Talking about drugs

I've heard it's never too soon to talk to children about drugs. But I didn't know that my first grader's scraped knee would lead to that conversation. Ryan asked for a "pill" because his knee hurt. He had watched me take allergy and headache medicine, and he said, "You take pills to feel better."

I explained that my pills are medicines, and my doctor advised me to take them. And I told him that he isn't allowed to take a pill unless

his doctor, his father, or I give it to him. I said that he didn't need medicine for his knee—just soap, water, and a bandage.

Finally, I asked Ryan what he'd do if a friend offered him some of his medicine. My son said he'd tell his friend he isn't allowed to take someone else's medicine. I'm glad Ryan knows how I feel about drugs, and I'll keep reminding him as he gets older.♥



OUR PURPOSE

To provide busy parents with practical ideas that promote school success, parent involvement, and more effective parenting.

Resources for Educators,
a division of Aspen Publishers, Inc.
128 N. Royal Avenue • Front Royal, VA 22630
540-636-4280 • rfcustomer@wolterskluwer.com
www.rfconline.com
ISSN 1540-5621

Knight Lines

December 3, 2009

Your **8th Grade Boys Basketball team** has been quite busy over the last few weeks. Aside from practice there has been little time for anything else. The boys are rolling; they came out against St. John Evangelist and tore them up!!! The score was 54-29. Our next game we faced St. Casimir. The score after three quarters of defensive stances by both teams was 12-7 our lead. Coach Arredondo added some encouraging words at the start of the fourth quarter and the boys responded with a 10 point run. We ended up winning the game and the final score was 22-14. Our game on Sunday we faced St. John Bosco. When Bosco's team took the floor, we knew we were in for a fight; they had a serious height advantage. Intimidation must not be in our boys' vocabulary, because we came out with one of the most balanced attacks to date. Every one of our boys scored and had at least 1 rebound! Talk about a team effort. We beat St. John Bosco 34-27. This makes our 8th grade boys 3-0, so please come out to our next game and give us some support!! We will try and stay perfect when we take on St. John the Baptist @ 1:00 pm December 5, 2009!!

It will be easy to catch a Knight basketball game this weekend! There's plenty to pick from. Oh heck, come to all of them!

5th grade: December 5th at 11am playing St. Thomas More at St. Mary's Griffith.

December 6th at 2pm playing St. Paul at St. Paul.

7th grade: December 5th at 12pm playing St. Mary Griffith at St. Mary Griffith.

December 6th at 4pm playing St. Thomas More at St. Thomas More.

8th grade: December 5th at 1pm playing St. John Baptist at St. Mary Griffith.

December 6th at 1pm playing St. Joseph at St. Joseph.

That right OLG fans - you can catch 3 Knight games for the price of one at St. Mary's Griffith on Saturday, December 5th.

Are you starting your Christmas shopping? Don't know what to get that special someone on your list? How about a Super Fan shirt? It is a must-have for every OLG fan! **And you know grandma would love to have one!**